



MEMBER GUIDE TO USING THE GLUE UP PLATFORM

Women Get On Board Inc.

WOMENGETONBOARD.CA

FOLLOW US ON SOCIAL:



Thank you for joining **Women Get On Board Inc. (WGOB)**! You are now a part of our engaged community of over 800 members across Canada committed to advancing gender diversity in the boardroom.

At Women Get On Board, we connect our members to their member benefits through our all-in-one community platform, Glue Up.

You can use your Glue Up account to:

1. Register for WGOB Programs & Events
2. Update your WGOB Member Profile (for use in confidential Board searches)
3. Stay connected with the WGOB Community Hub
4. Access Board opportunities on the WGOB Members Only Board Opportunities Hub

To see more about Women Get On Board, including a full list of your Membership benefits, please view our [About Women Get On Board](#) page.

HOW TO LOGIN TO YOUR GLUE UP ACCOUNT

After signing up for your WGOB Membership, you should have received a series of welcome emails from us inviting you to set a password for & activate your Glue Up account.

For further logins, or to reset your password please visit:

<https://app.glueup.com/account/login> or
<https://womengetonboard.ca/#memberlogin>

If you have any questions about your WGOB Membership or your Glue Up account, please contact us at connect@womengetonboard.ca.

REGISTER FOR WGOB PROGRAMS & EVENTS

You will receive regular communications with registration links for our Programs & Events, these links can also be found on womengetonboard.ca. The email address associated with your Membership will allow you to register with a Member ticket for all WGOB Events & Programs. No promo codes are required for Members!

The image shows a registration page for an event. On the left, there is a photo of three women talking, with the event title 'How to Engage your Network to Identify Board Opportunities' and the date 'Oct 19, 2022 16:00 - 17:30 (GMT-4)'. A red star icon with the number '1' is next to the date. Below the photo is a red 'Register' button. On the right, under the heading 'Community', it says 'Connect with 68 people attending this event' and shows a row of profile pictures. Below that, under 'Registration', there are two options: 'Single Registration for WGOB-Members' with a 'Member Price' of 'Free', and 'Single Registration for Non-Members' with a 'Standard Price' of 'C\$40'.


Ticket Name	Price	Quantity	Total
How to Engage your Network to Identify Board Opportunities Single Registration for WGOB-Members	Free	1	1 Ticket
How to Engage your Network to Identify Board Opportunities Single Registration for Non-Members	Standard Price	0	C\$ 0

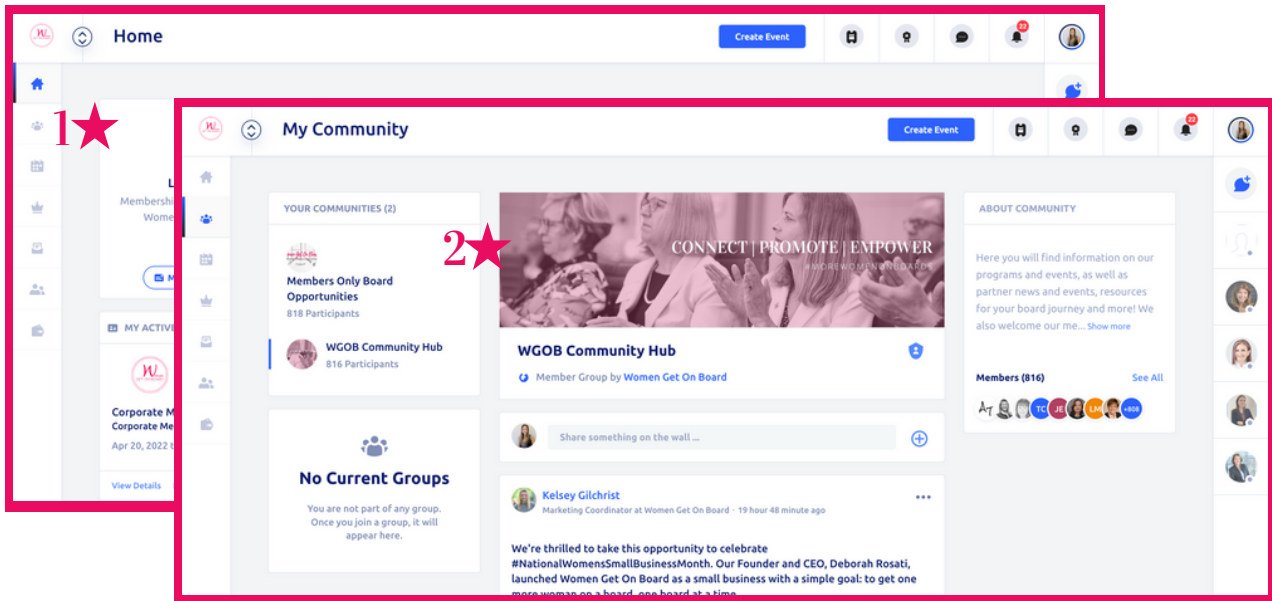
WGOB EVENT COMMUNITY

When you register for any WGOB event, you will automatically gain access to the corresponding Event Community to connect with other attendees. The Event Community will allow you to view the list of members attending the event, 'favourite' connections, share business cards and connect via direct message.


The image shows an event community page. At the top, it says 'Community' and 'Connect with 65 people attending this event'. Below this is a row of profile pictures of attendees, followed by a red circle with three white dots. At the bottom right, there is a red button that says 'View Attendees'.

ACCESS OUR COMMUNITY HUB & MEMBERS ONLY BOARD OPPORTUNITIES HUB

After logging in to your account - navigate to My Community  from the left-hand sidebar then navigate to either Hub under your Communities. You will also receive a bi-weekly email from us with the direct link to the Members Only Board Opportunities Hub, on Thursdays at 7:00pm ET.



UPDATE YOUR WGOB MEMBER PROFILE

After logging in to your account, navigate to Memberships  from the left-hand sidebar then navigate to Update My Member Profile or Complete Member Profile. Your Board Resume & LinkedIn can be added here as well by scrolling mid-way down the page.

